

The Beauty Of **STONE**





Table of Contents

Introduction	2-3
Blue Select Pattern	4-5
Full Color Pattern	6-7
Exotic Pattern	8-9
Irregular Pattern.....	10-11
Marble Pattern.....	12-13
Travertine Pattern	14-15
Treadstock	16-17
Steps.....	18-23
Belgian Stone	24
Wall Stone.....	25
Veneer	26-29
Sills.....	30-31
Stock Sheets	32-34
Pier Caps	35
Custom Veneer Fireplaces	36
Fabrication Services.....	37
Calibrated Stone.....	38-39
Rental Equipment.....	40
Delivery & Design Services	41
Masonry Chemicals.....	42-43
Masonry Supplies.....	44-45
Installation Gallery.....	46-47

Faithfully Serving
Homeowners



And
Contractors



Blue Select Pattern

Fill your outdoor living space with the timeless beauty of stone. Allow the sun to cast its shadows across the clefts of the deep blues and grays of Blue Select stone. Whether you choose a more refined thermal top or the rustic natural cleft top, you won't be disappointed. Bask in the knowledge that your outdoor space will stand the test of time with earth's natural covering, stone.





Blue Select / Thermal



Blue Select / Natural Cleft



Blue Select / Natural Cleft - Milled Back*

*Full Milling (Calibrated Stone) Details On Pages 38-39

Blue Select Pattern Specifications:

- Thicknesses: Standard - 1" & 1.5", Thinner And Thicker Available Upon Request.
- Sizes: Standard - 12"x12" – 24"x36", Large Unit – 30"x30" & 36"x 36"
- Note: All Standard Sizes Measure ½" Less Per Side To Account For Joints.
- Full Dimension Sizes Available.

Full Color Pattern

Pair your natural surrounding with the elegance of stone. From stark, earth-tone contrasts to coloring as smooth chocolate, the full color line of pattern stone offers variance with every piece. Whether you choose the more refined thermal finish or the rustic natural cleft surface, your space will outshine the rest. Day after day you can escape to your oasis and see nature in its finest state.



Full Color / Thermal

Full Color Pattern Specifications:

- Thicknesses: Standard - 1" & 1.5", Thinner And Thicker Available Upon Request.
- Sizes: Standard - 12"x12" – 24"x36" , Large Unit – 30"x30" & 36"x 36"
- Note: All Standard Sizes Measure ½" Less Per Side To Account For Joints.
- Full Dimension Sizes Available.



*Full Milling (Calibrated Stone) Details On Pages 38-39



Exotic Pattern

Seemingly limitless possibilities stand before you with the Exotic line of stone. Sourced from all over the world, including China, Turkey, and India; these color options are sure to delight. Colors ranging from deep burgundies to soft grays will leave your guests breathless as you entertain in your outdoor space. Offerings in natural cleft and thermal finish await your desired styling.



Buff / Natural Cleft (1" Thick)



Buff / Natural Cleft (1" Thick)



Castle Gray / Natural Cleft (1" Thick)



Brown Stone / Thermal (1.25" Thick)



Lilac / Thermal (1" & 1.5" Thick)

Exotic Pattern Specifications:

- Thickness Options: Varied By Product
 - Sizes: Sold As Pattern #2 Kits
 - Note: All Standard Sizes Measure $\frac{1}{2}$ " Less Per Side To Account For Joints.
- *Additional Import Stone Options Available Upon Request.

Irregular Bluestone Pattern

Accentuate stone's natural charm with the Irregular line of pattern stone. Each piece's unique character will complement any space. Pool decks, patios, and terraces are just a sampling of the potential. Color options for this line come in light and dark blues, earth-tones, and deep browns and rust tones. Choose the style that best fits your unique tastes.



Full Color / Natural Cleft

Irregular Pattern Specifications:

- Thickness Options: .75"-1.25" & 1.25"-2.25"
- Sizes: Varied. Pieces Generally Up To 36"x66"





Blue Select / Natural Cleft



Full Color / Natural Cleft

Marble

Few stones compare to the elegance of marble stone. If you're looking for the highest end look, these options are sure to please. Often used for pools and patios, marble provides the perfect finishing touch to your outdoor world. Choose your preferred color and find coping options to match.



Marble Pattern Specifications:


- French Pattern Sizes: 8"x8", 8"x16", 16"x16", 16"x24"
- French Pattern Thickness: 1 1/4"



Afyon Ice Marble (Tumbled)



Afyon Ice Marble (Sandblasted)



Blue Marble (Tumbled)



Blue Marble (Sandblasted)



Crema Winter (Tumbled)



Crema Winter (Sandblasted)

Marble Coping Specifications:

- Marble Coping Thickness: 2" (Bullnosed Edge Or Eased Edge On One Long)
- Sizes: 12"x24", 12"x48", 12"x72", Additional Sizes Available On Request.

Travertine

For thousands of years, travertine stone has lined the halls of kings and royalty. Now you can enjoy this regal life in your backyard. The bold tones of travertine are sure to suit the latest trends, but still maintain a timeless feel. Often used on large patios and pool decking due to its cool temperature properties, these products come with pattern and coping options to match.



Antico Travertine
(Tumbled)



Silver Travertine
(Tumbled)



Ella Travertine
(Tumbled)



Noce Walnut Travertine
(Tumbled)



Ivory Travertine
(Tumbled)

Travertine Pattern Specifications:

- French Pattern Sizes: 8"x8", 8"x16", 16"x16", 16"x24"
- 1 1/4" Thickness



Antico Travertine (Tumbled)



Silver Travertine (Tumbled)



Ella Travertine (Tumbled)



Noce Walnut Travertine (Tumbled)




Ivory Travertine (Tumbled)

Travertine Coping Specifications:

- Travertine Coping Thickness: 2" (Bullnosed Edge Or Eased Edge On One Long)
- Sizes: 12"x24", 12"x48", 12"x72", Additional Sizes Available On Request.

Blue Select Bluestone Treadstock


Complete any outdoor space with the crisp look of wall caps, patio borders, and chimney accents. Domestic and exotic treads are the perfect fit for this application. Surround your fire pit with wall seating that complements the pattern surface below or furnish your chimney with a slanted shoulder or cap. Treads provide the versatility for which you have been looking.



Blue Select & Full Color Treadstock Specifications:

- 1.5"-2" Thickness Options
- 6"-24" Width Options
- 2' - 8' Length Options, Longer Lengths Available On Request.

Exotic Treadstock



Castle Gray / Natural Cleft (2" Rock-faced)



Brown Stone / Thermal (2" Rock-faced)



Buff / Natural Cleft (2" Rock-faced)

Exotic Treadstock Specifications:

- Available Widths: 12", 14", 18", 24"
- Available Lengths: 6' - 8'
- Buff & Castle Gray Finish Options: Sandblasted or Natural Cleft

PA Bluestone Steps

Add dimension and charm to your outdoor living space with tiered patios and walkways. Transition to each space with the ancient beauty of natural bluestone steps. Bluestone step finishes are vast, including thermal edging, rock-face edging, live-face edging, and snapped edging options. These options rise to the occasion of any space, refined or rustic.



Full Color / Thermal (Thermal Edge)



Blue Select / Thermal (Thermal Edge)

Blue Stone Step Specifications:

- 6" Thick; 16" Deep; 4', 6' & 8' Long
- Other Sizes Available Upon Request.



Full Color / Thermal (Live Face Edge)

Live Face Step Specifications:

- 6" Thick, 14"-18" Deep, 3'-8' Long

Exotic Steps



Buff / Natural Cleft (3 Sides Rock-faced)



Castle Gray / Natural Cleft (3 Sides Rock-faced)




Brown Stone / Thermal (3 Sides Rock-faced)

Exotic Step Specifications:

- 6" Thick, 16" Deep, 3'-8' Long

Quarry Steps

As old as the earth, quarried steps provide timeless charm to any outdoor space. The natural, snapped edges complement surrounding landscape details effortlessly. Choose these steps for highlighting your hardscaping and drawing your guests into the enchanted garden of their dreams.



Thin Full Color / Natural Cleft



Thick Full Color / Natural Cleft

Thin Quarry Steps
(3"-5" Thick)



Thick Quarry Steps
(6"-8" Thick)



Belgian Stones

Hearken back to colonial times with Belgian block cobblestones. Often used in driveway applications and flower bed edging, the antiquated charm of this stone is sure to please. Complete the look with Belgian Steps leading to your front door or tiered patio.

Belgian Steps



Gray
(Hammered)



Buff
(Rock-faced)



Gray
(Rock-faced)

Belgian Step Specifications:

- 6" Thick, 15" Deep, 4'-6' Long

Belgian Block (Cobblestone)



Black



Buff



Gray



Pink



Jumbo


Regular

Cube

Belgian Block Specifications:

- Sizes: Jumbo (10"x7"x4"), Regular (9"x5"x5") & Cube (4"x4"x4")

Wall Stones



PA Snapped Wall Stone



West Mountain Wall Stone



PA Fieldstone Wall Stone



PA Snapped Wall Stone

Wall Stone Specifications:

- Thin 1"-2", Regular 2"-4", Thick 4"-6"

Veneers

Update your home's look with real natural stone veneer. First, choose from eight different color choices. Next, choose your pattern style. Looking for a more rustic feel? Consider Mattison or Regal colors in the fieldstone or random ashlar pattern. Consider Phoenix in the ledgerstone pattern for a more modern feel. The possibilities are endless.



Rocky Mountain Castlestone



Mattison Ledgerstone



Mattison Random Ashlar



Regal Fieldstone



Regal Random Ashlar



Autumn Suede Fieldstone



Autumn Suede Random Ashlar



Rocky Mountain Castlestone




Terantino Castlestone



Rocky Mountain Ledgerstone



Terantino Ledgerstone



Rocky Mountain Fieldstone



Terantino Fieldstone



Cosmic Gray Castlestone



Cosmic Gray Ledgerstone



Phoenix Castlestone



Phoenix Ledgerstone



Silver Star Castlestone



Silver Star Fieldstone

Sill Options

Finishing touches make home every project worth the work. Our many window sill options allow for your exterior veneer applications to be truly complete. Choose from a variety of tones, including grays, blues, browns, and tans. Most sills can be fabricated into custom lengths and with custom edges.

PA Bluestone Sills



Blue Select - Bluestone

Top: Thermal
Edge: Thermal



Full Color - Bluestone

Top: Thermal
Edge: Thermal



Full Color - Bluestone

Top: Natural Cleft
Edge: Thermal

Exotic Sills

Brownstone

Top: Thermal
Edge: Rock-face



Buff Stone

Top: Natural Cleft
Edge: Rock-face



Castle Grey

Top: Natural Cleft
Edge: Rock-face



China Bluestone

Top: Thermal
Edge: Rock-face



AS Stock Sheets

Craft the stone countertop of your dreams from a breadth of stock sheet color choices. Pennsylvania bluestone sheets offer blue select and full color options with earth tones throughout. Whether you need a cutout for a sink or grill, we've got you covered. The sky's the limit for what can be accomplished with custom fabrication.

**ASK US ABOUT CUSTOM
FABRICATION & FINISHES**



Blue Select / Honed Countertop

Blue Select, Full Color Stock Sheet Specifications:

- Thicknesses: 1.5"-6". Various Dimensions In Stock.
- Call For Availability.



Full Color / Thermal Stock Sheet

Exotic Stock Sheets

Looking for deeper colors in your outdoor kitchen countertop, exotic stock sheets are the answer. These sheets can be fabricated into any shape or curved design. Don't follow the trends, set them. Furnish the outdoor kitchen of your dreams with an exotic stock sheet today.



Castle Gray



Buff



Brown Stone



Import Stock Sheet Specifications:

- Sizes: 36"x72" - 48"x96" (Availability Varies By Product)
- Call For Availability.

Irregular Stock Sheets



Full Color / Natural Cleft



Full Color / Thermal



Full Color / Natural Cleft

Irregular Stock Sheet Specifications:

- Varied Thickness 1.5"-4"
- Sizes: Various Sizes

Pier Caps



Blue Select / Thermal (Rock-Face Edge)



Castle Gray / Natural Cleft



Buff / Natural Cleft



Full Color / Thermal (Sawn Edge)



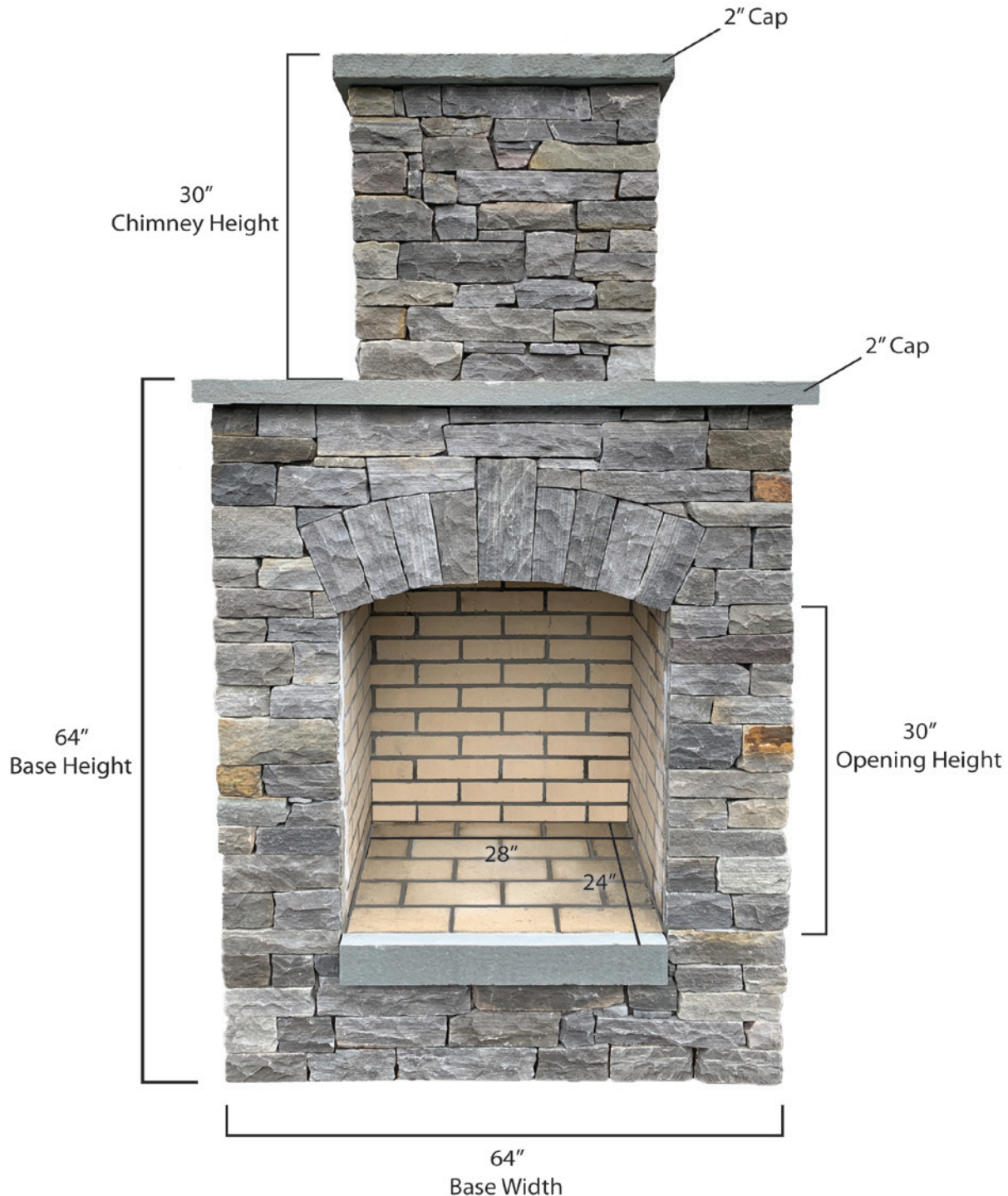
Brown Stone / Thermal

Pier Cap Specifications:

- PA Bluestone Pier Caps 2" Thickness: 28"x28", 30"x30", 36"x36" (Additional Thicknesses Available)
- Exotic Pier Caps 2" Thickness: 30"x30", 36"x36"

Custom Veneer Fireplaces

Supply warmth to any exterior seating space with an outdoor fireplace. Not just a great source of heat, this custom fireplace will be the centerpiece of your entertainment. Each fireplace can have the veneer of your choice installed to match your existing landscape and decor. Furthermore, you can choose a cap style that suits your fancy.



Fabrication Services

Welsh Stone Supply is capable of meeting your fabrication needs. Custom cutting, edging, and finish work available for any piece.

Cutting

Custom Cutting
Radius Cutting
Bevel Cutting

Edging

Thermalled Edge



Rock-faced Edge



Single Eased Edge



Single Bullnose Edge



Finish Work

Honed Top
Thermalled Top
Brushed Top
Milled Bottom



Custom Stock Sheet Cutting



Rock-facing

Calibrated Stone

Natural cleft stone has many desirable features that make it ideal for patios and walkways. Previously, this stone has caused many installation headaches due to its uneven bottom surface. Welsh Stone Supply is now taking the work out of natural cleft stone with our calibration process by removing the cleft on the bottom of the stone. Contractors and homeowners alike can save vast amounts of labor time on their next project. Simply pick and lay like pavers, but enjoy the beauty and longevity of real natural cleft stone.




Full Color / Natural Cleft (Calibrated)

Choose Calibrated Stone Over Uncalibrated


- Enjoy far less base preparation when you choose calibrated Natural Cleft Stone.
- A level gravel base reduces voids under your stone that used to create weak spots and eventually cause cracks in your stone.
- Start using your new patio sooner with faster lay times and shorter project duration.
- Reduced labor and lower labor costs make choosing calibrated stone a wise initial investment as the homeowner.

Calibrated Stone



Quickly level your gravel base, not your individual stones for rapid pick & lay installation

Uncalibrated Stone



Every individual stone must be leveled by removing or adding base material to match the contour

Rental Equipment

Self-contained Vacuum Stone Lifter

No additional power source needed. Max lifting capacity of 1,400 lbs.
Lifts natural cleft, sawn, and thermal stone. Loader needed.
Also available for purchase.



Vac Lifter

Scissor Lift

Gripping capacity of 1/2" to 5 7/8" thick stone.
Capable of lifting 2,200 lbs. Loader needed.
Also available for purchase.



Scissor Lift

A photograph of two Kenworth semi-trucks parked in front of a large industrial building with a corrugated metal facade. The truck on the left is red and features a large chrome grille with the Kenworth logo. It has a side door with a 'Western Stone' logo and the text 'WE DELIVER 717.278.6400 www.StoneSupply.com'. The truck on the right is blue and also has a large chrome grille. It is pulling a flatbed trailer loaded with stone materials. The scene is set outdoors on a paved area, likely a quarry or stone supply yard.

- LTL services for cross-country shipping
- Forklift services provided with delivery

Cut on Green Lines as Needed



Masonry Chemicals

Liquid Lime Additive



Liquid Lime (Gibco MRF) is an additive often used to replace lime when making joint and bed compound. This product reduces shrinkage and water penetration into the joint. (1gal)

Masonry Cleaners



Acidic Cleaner - Used to remove efflorescence, rust marks, and grout haze from stone. (1Qt)



S-tech - Deep penetrating, lifting action. Used to restore stone to its original look. (1Qt & 2.5Gal)



S-tech Booster - A powerful additive that enhances the stain removing ability of S-tech (1Qt)

Masonry Sealers



Color Enhancing Sealer - used for sealing porous surfaces on natural stone. (1Qt & 1Gal)



Impregnating Sealer - used for natural stone and concrete. Gives stone a natural finish with no gloss. (1Qt)



Waterborne Sealer - used for sealing a range of stone and masonry surfaces including travertine, granite, Bluestone, and marble. Great for indoor applications. (1Qt)




40SK - used for repelling water. Provides permanent consolidation and water repelling for porous and softer materials in freeze-thaw and saltwater environments. (1Gal & 5Gal)

Masonry Supplies



Portland Cement
Gray



Masonry Cement
Gray



EASYJoint
Stone Gray, Basalt, Jet Black,
Mushroom, and Buff Sand




Bulk Sand



Landscape Adhesive
28oz



OSI QuadMAX
9.5oz



Diamond Tipped Saw Blades
12" & 14"



Vac Lifter
1,400lbs capacity



Scissor Lift
2,200lbs capacity



Cleft-Split Chisels
3"



Carbide Rock-face Chisels
2", 2.5", and 3"



Carbide Handpoint Chisels
1"



Thermalling Torch Kit

Installation Gallery





